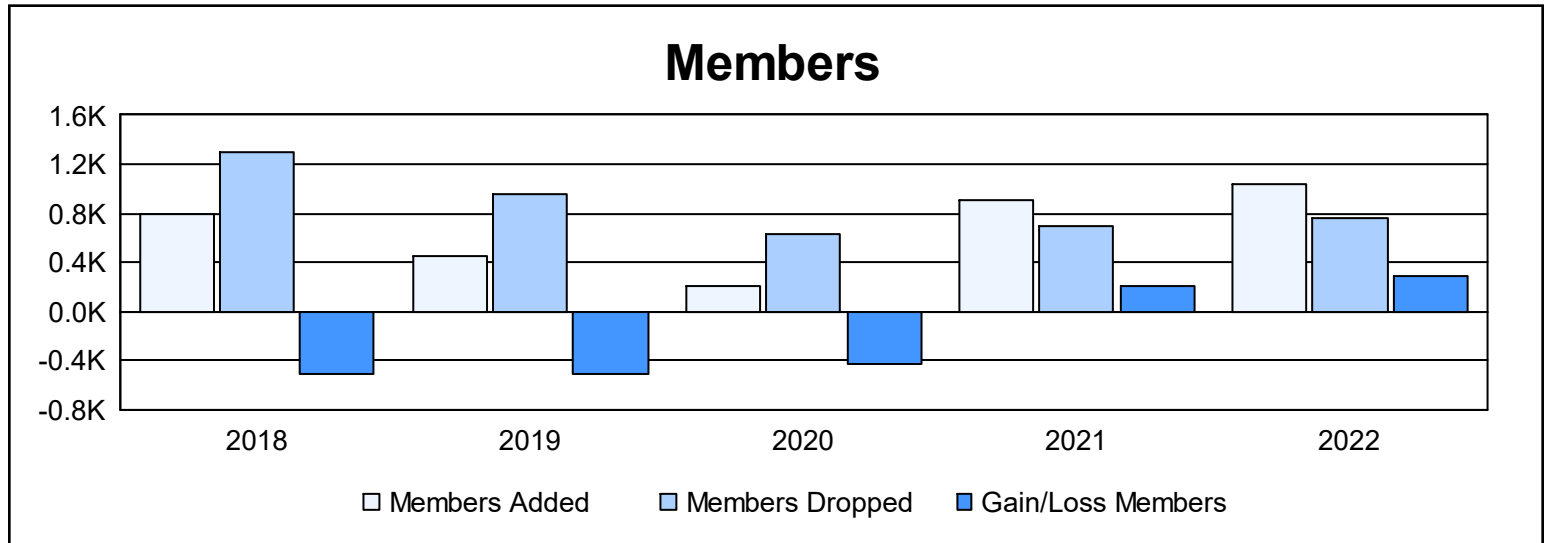
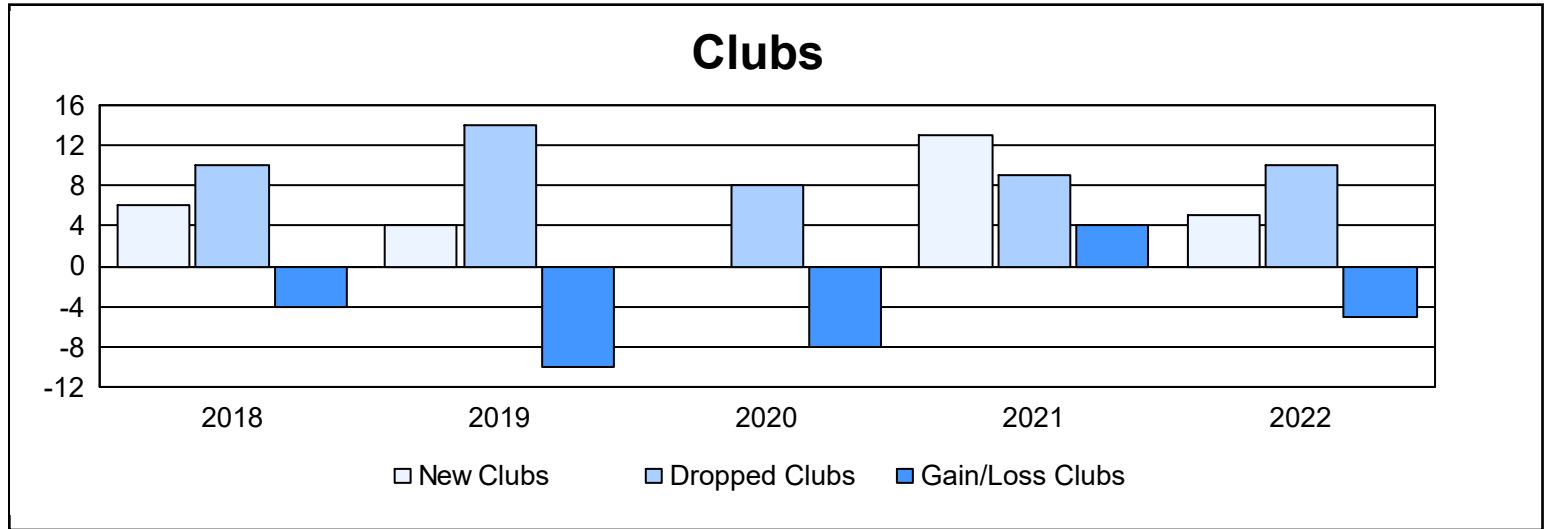


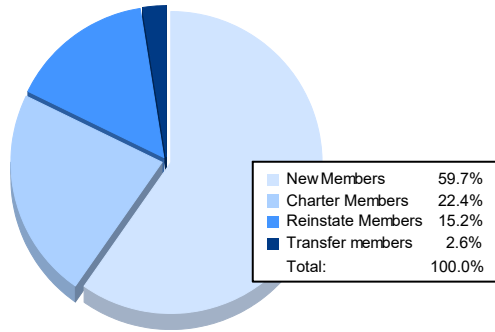
Multiple District F

As of June 2022 Cumulative

Year	New Clubs	Dropped Clubs	Gain/ Loss Clubs	New Members	Charter Members	Reinstate Members	Transfer Members	Total Member Added	Total Members Dropped	Gain/ Loss Members
2017-2018	6	10	-4	477	198	103	12	790	1,306	-516
2018-2019	4	14	-10	263	106	79	10	458	960	-502
2019-2020	0	8	-8	158	3	36	13	210	634	-424
2020-2021	13	9	4	479	321	94	10	904	698	206
2021-2022	5	10	-5	623	234	159	27	1,043	761	282
Average	6	10	-5	400	172	94	14	681	872	-191



Membership Composition June 2022 Cumulative



Gender Composition June 2022 Cumulative

